

PD Dr. Martin Angerer, Assistenzprofessor am Lehrstuhl für Finance

CBD-Cs und Stable Coins


Stable Coins



Off-chain collateralized



On-chain collateralized

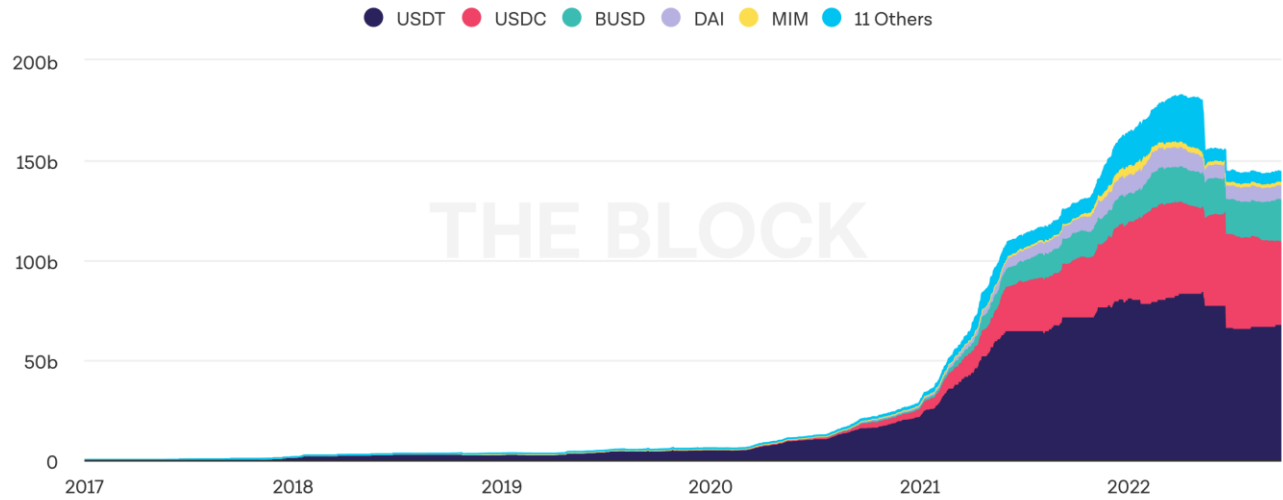


Algorithmische Stable coins

Stable coins



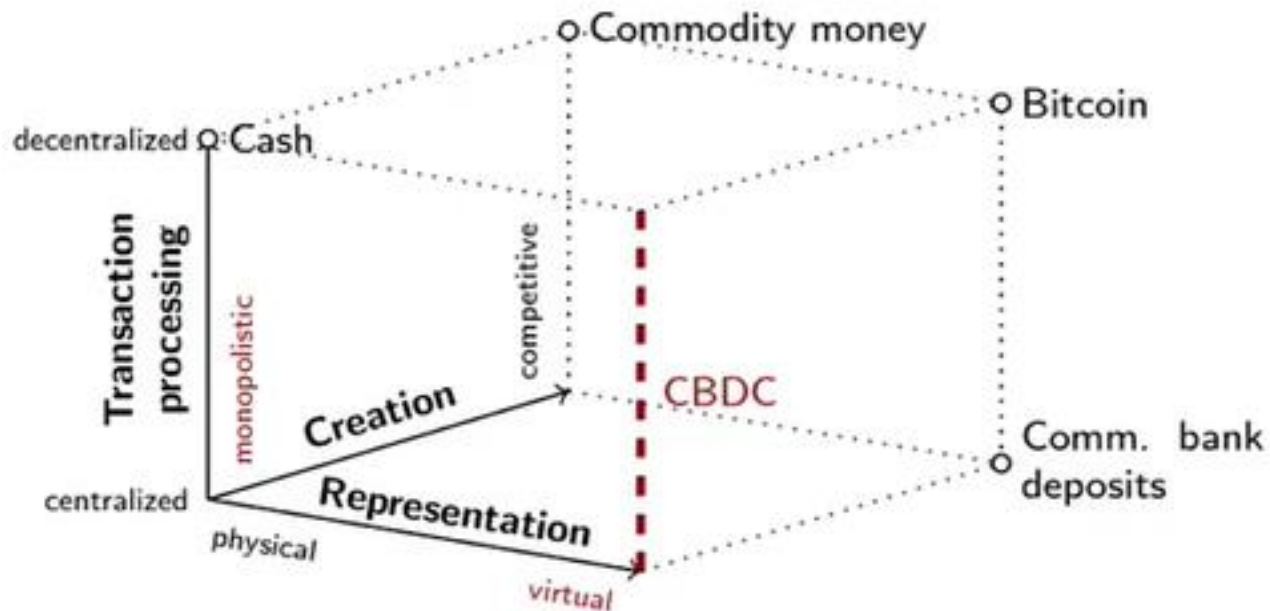
Total Stablecoin Supply



SOURCES: THE BLOCK, COIN METRICS
 UPDATED: SEP 26, 2022

#	Name	Price	1h %	24h %	7d %	Market Cap	Volume(24h)	Circulating Supply	Last 7 Days
3	Tether USDT	\$1	▲ 0.00%	▼ 0.01%	▼ 0.01%	\$67,958,928,671	\$54,919,702,326 54,917,337,169 USDT	67,956,001,970 USDT	
4	USD Coin USDC	\$1.00	▲ 0.01%	▲ 0.01%	▲ 0.00%	\$49,454,903,844	\$4,130,815,084 4,130,430,241 USDC	49,450,296,436 USDC	
7	Binance USD BUSD	\$1.00	▼ 0.04%	▲ 0.05%	▼ 0.01%	\$20,521,923,387	\$8,609,910,404 8,607,950,993 BUSD	20,517,253,085 BUSD	
12	Dai DAI	\$0.9999	▲ 0.01%	▼ 0.04%	▲ 0.05%	\$6,923,928,075	\$310,361,256 310,498,496 DAI	6,926,989,795 DAI	
49	TrueUSD TUSD	\$1.00	▼ 0.01%	▲ 0.02%	▲ 0.02%	\$1,013,261,924	\$92,800,738 92,786,465 TUSD	1,013,106,091 TUSD	
51	Pax Dollar USDP	\$0.9986	▼ 0.07%	▼ 0.11%	▼ 0.15%	\$944,596,729	\$35,566,172 35,605,564 USDP	945,642,940 USDP	

Central Bank Digital Currencies - CBDCs



Grafik: F. Schär, Universität Basel

- Zentralisiert oder dezentralisiert?
- Retail vs. Wholesale?
- Token-/Object- vs. Account-based